



# Envision

Data-driven insights to help improve the efficiency of your facility

Gain insight from macro trends and patterns at a glance, then dive in to review, process, and share granular metrics. From department performance to episodic costing, interact with the metrics you need to improve your practices on any screen, including tablets and mobile devices.



Improve efficiency to increase care



Decrease costs

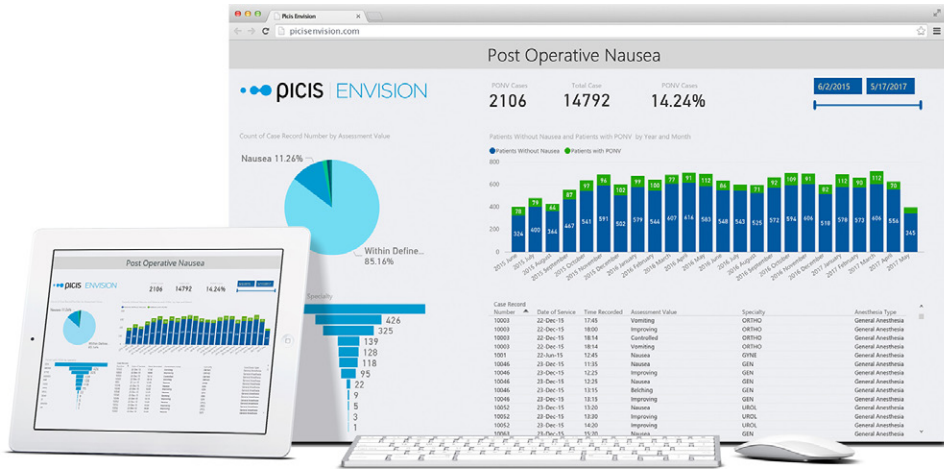


Mitigate risk and improve quality



Impact process and performance

Plug directly into your health information system and view actionable data from user-friendly and custom configured reports.



Envision solutions include **intuitive interfaces** that provide information you need on demand while eliminating time-consuming and error prone manual data re-entry and manipulation.

From Network Health Care Systems to VA Medical Centers and all other medical facilities, Picis® Envision empowers hospitals with **timely data and analytics** to help administrators and clinicians make informed decisions which lead to improvements in departmental operations, clinical documentation, and financial results.



**Automated analytics**  
Connected directly to your HIS to provide an up-to-date view of your performance



**Near real-time operational analysis**  
Data is never older than end of previous business day—Envision data is refreshed nightly during off peak hours



**Customized builds by us, for you**  
Picis prepares the dashboards based on your facility requirements so you can focus on your hospital and patient care



**Manage by exception with business activity monitoring**



**Delivers high-value information via role-based reporting**



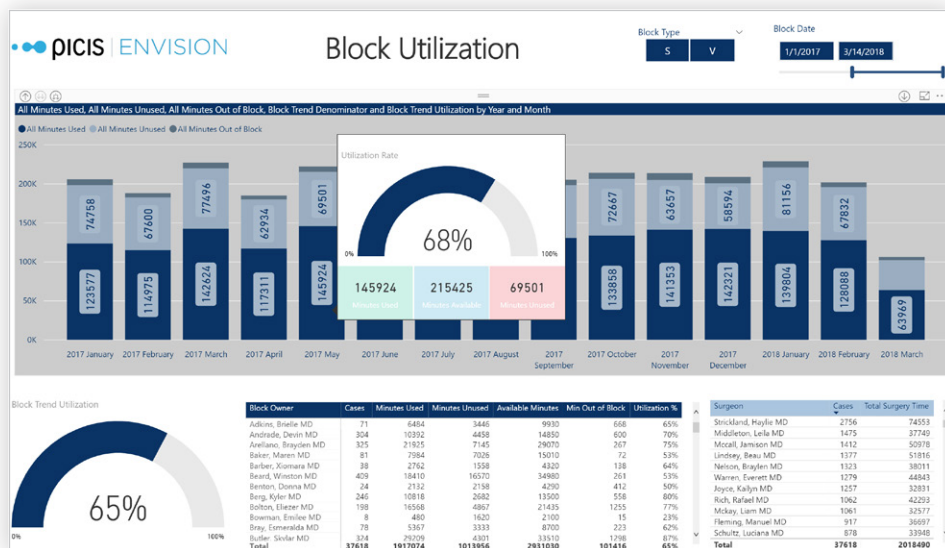
**Quick platform implementation**  
Developed and ready to use in as little as 45 days

## Examples of perioperative reports available include

- ✓ Case Volume
- ✓ Anesthesia Log
- ✓ Block Utilization
- ✓ Anesthesia Type Detail
- ✓ Procedure Log
- ✓ Safe Surgical Checklist Audit
- ✓ Cancellations
- ✓ OR Medications Used
- ✓ Turn Around Time
- ✓ Antibiotic Timing Analysis
- ✓ Overall Supply Cost
- ✓ Post Operative Nausea Occurrence
- ✓ Delays
- ✓ Procedure Detail
- ✓ Physician Cost Comparison
- ✓ Case Cost

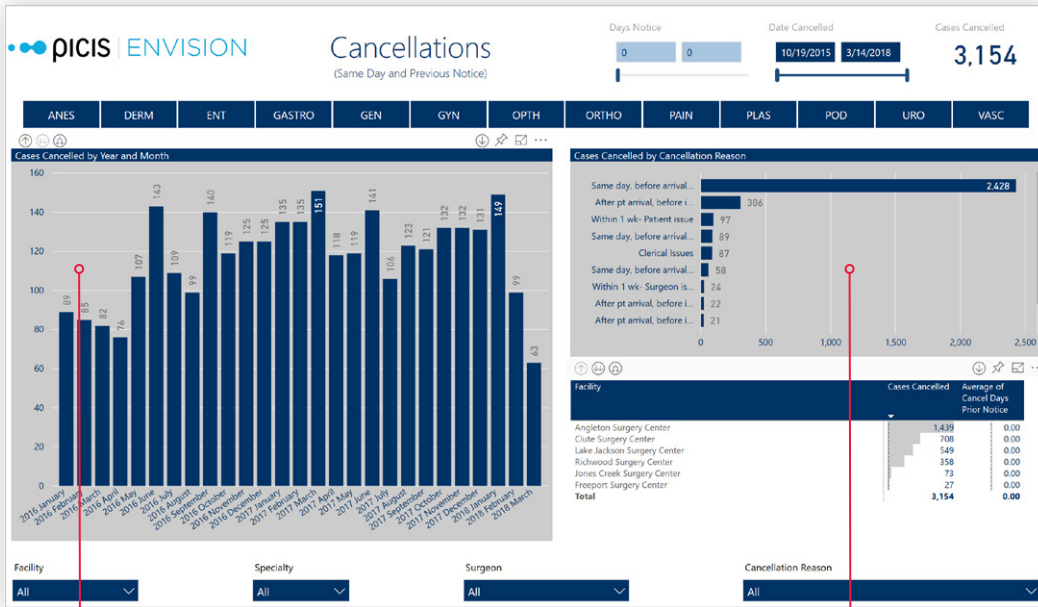
## Envision OR Manager

**Picis Envision OR Manager** provides key performance indicators for the surgical encounter. Perioperative service directors and others have one source of “truth” for block utilization; case costs and times; the impact of surgeons, services and procedures; and stock items and implants. Dynamic drill downs and filtering enable OR leadership to see what is going on behind the numbers. For enterprise deployments, multi-facility analysis is built-in, so users can benchmark and monitor the business performance of different sites.



- Provides high level data with drill downs to micro data points
- No Protected Health Information used – data will drill down to case record id only
- Mobile applications such as iPhone, iPad for use anywhere in any meeting
- Exportable reports in Excel, PowerPoint or PDF

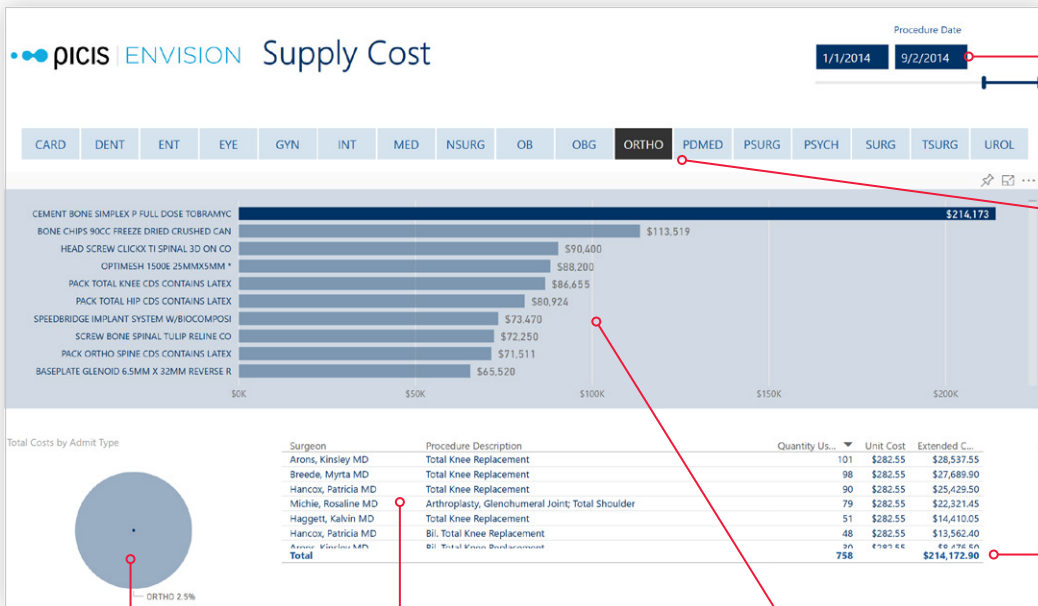




Total number of cancelled surgeries by month

Drill down to the reasons for cancellation

Analyze data to identify areas where money can be saved on overall supply costs. View current cost by supply, surgeon or department.



Establish procedure date range

Drill down for details on supply cost by department

Forecast expected usage to prepare accurate supply orders

Visualize costs by surgery department type

Drill down on cost by surgeon and procedure

Identify cost by individual supplies

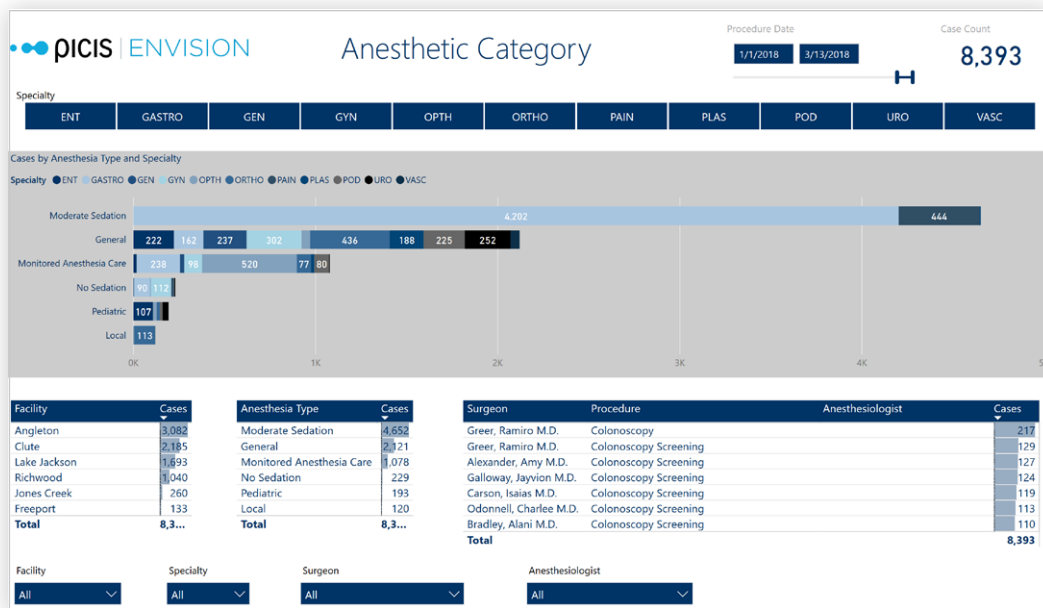


## Envision Anesthesia Manager

Picis Envision Anesthesia Manager provides key performance and quality indicators specifically for the anesthesia environment. Anesthesia chiefs and business managers can:

- Track perioperative quality indicators
- Investigate relationships within physiological data
- Analyze productivity and supervision of anesthesia providers
- Evaluate anesthesia case throughput

The dashboards and reports allow hospitals to conduct a complete analysis of anesthesia milestones, medications and fluids, complications, physiologic data, billable hours, supervisory ratios and productivity.



[www.picis.com](http://www.picis.com)

© Picis Clinical Solutions, Inc. All rights reserved. "Picis" and the Picis logo are either trademarks or registered trademarks of Picis Clinical Solutions, Inc. in the United States and/or other countries. All other trademarks mentioned herein are the properties of their respective owners. This product sheet represents information for the North American market only.

The Quality Management System at Picis Clinical Solutions is certified in accordance with EN ISO 13485 and Annex II (excluding 4) of the Council Directive 93/42/EEC on Medical Devices.

Brochure Envision 19-JAN-2024